

# CORAL eRM Usage Statistics module updates: A user's perspective

Nathan Newey

Collections Services Librarian, University of Greenwich, UK

# Contents

- CORAL implementation
- Usage statistics
  - Teething problems
  - ‘To SUSHI or not to SUSHI’
  - SUSHI-free solutions
  - Development opportunities

# The Road to CORAL

## CORAL Implementation (1)

- Sirsi Dynix customers since July 2017
- CORAL is the eRM component of the suite of products we purchase from Sirsi Dynix
- Sirsi Dynix provide development support as part of the subscription to the product

## CORAL Implementation (2)

- Need for streamlining of processes for e-resources management
- Enables a more team-based approach to the e-resource lifecycle

## CORAL Implementation (3)

- Functional modules

# Usage Statistics

## eRM • eResource Management

Change language: English (GB) ▾



Resources



Licensing



Organizations



Usage Statistics



Management

Powered by 



## Usage statistics

- Solution for replacing individual spreadsheets for e-metrics
- Functionality intermittent
- Data processing issues
- Compatibility

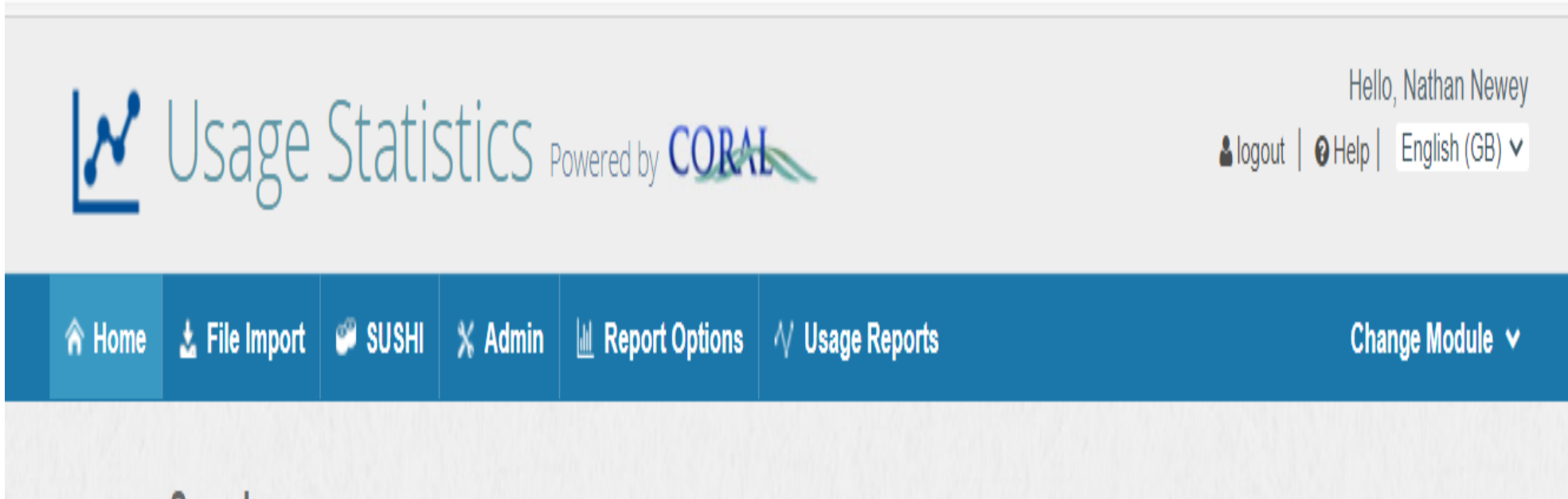
## Usage statistics

To SUSHI or not to  
SUSHI

- SUSHI protocol - <http://www.niso.org/workrooms/sushi/>
- Advantages
- Configuration issues
- Vendor intervention

# Usage statistics

To SUSHI or not to  
SUSHI



The screenshot shows the top section of a web application. On the left, there is a logo consisting of a blue line graph with three points, followed by the text "Usage Statistics" in a large, light blue font. To the right of this text is the phrase "Powered by" in a smaller font, followed by the "CORAL" logo in blue and green. In the top right corner, the text "Hello, Nathan Newey" is displayed. Below this, there are three links: "logout" with a person icon, "Help" with a question mark icon, and "English (GB)" with a dropdown arrow. A dark blue navigation bar spans the width of the page below the header. It contains several menu items: "Home" with a house icon, "File Import" with a download icon, "SUSHI" with a hand icon, "Admin" with a crossed-out X icon, "Report Options" with a bar chart icon, and "Usage Reports" with a line graph icon. On the far right of this bar is a "Change Module" dropdown menu.

# Usage statistics


To SUSHI or not to  
SUSHI

<a href="#">Cambridge Core</a>	5:TR_B1	12/31/1969	05/17/2021	Finished processing Cambridge Core: TR_B1_R5. 2975 rows processed.Cambridge Core_TR_B1_2020-04-01_2020-07-31_1621262791.txt: Book Requests (Excluding OA_Gold) (TR_B1) R5 for apr-2020 - jul-2020	<a href="#">run now</a>	<a href="#">change/test connection</a>
<a href="#">De Gruyter (E-Books)</a>	5:DR;DR_D1;PR;PR_P1;TR;TR_B1	12/31/1969	05/17/2021	Finished processing De Gruyter (E-Books): TR_B1_R5. 15 rows processed.De Gruyter (E-Books)_TR_B1_2020-08-01_2021-04-30_1621263316.txt: Book Requests (Excluding OA_Gold) (TR_B1) R5 for aug-2020 - apr-2021	<a href="#">run now</a>	<a href="#">change/test connection</a>

# Usage statistics



The screenshot shows the EBSCO SUSHI Connection configuration page. On the left is a navigation menu with options: Imports, Titles, Statistics, Logins, and SUSHI (selected). The main content area displays the SUSHI Connection details in a table format. Below the table are links for 'Edit SUSHI Connection Info' and 'Test SUSHI Connection'. A help link is also present at the bottom.

EBSCO 

[Delete Platform](#)

SUSHI Connection	
Service URL	https://sushi.ebscohost.com/R5
WSDL URL	
COUNTER Release	5
Report Layouts	DR_D1;TR;TR_J1;TR_J2;TR_B1;TR_B2
Requestor ID	01220c70-acf6-48d8-95db-1bae8722dfe0
API Key	
Customer ID	s5848088
Security	
Login	
Password	
Service Day	15 (day of month)
Notes	Created by NN 22/04/2021

[Edit SUSHI Connection Info](#)

[Test SUSHI Connection](#)

 Visit the [SUSHI Server Registry](#) for information about adding your provider.

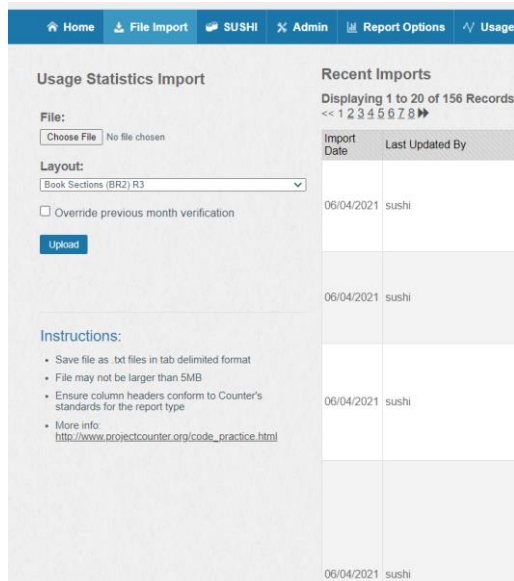
## Usage statistics

SUSHI-free solutions

- Upload vendor-produced spreadsheets
- Check headers in spreadsheet
- Not all COUNTER5 report layouts supported



# Usage statistics

SUSHI-free solutions



The screenshot shows a web application interface for 'Usage Statistics Import'. The top navigation bar includes links for Home, File Import, SUSHI, Admin, Report Options, and Usage. The main content area is split into two columns. The left column, titled 'Usage Statistics Import', contains a 'File:' section with a 'Choose File' button and 'No file chosen' text. Below this is a 'Layout:' dropdown menu set to 'Book Sections (BR2) R3', an unchecked checkbox for 'Override previous month verification', and an 'Upload' button. The right column, titled 'Recent Imports', shows 'Displaying 1 to 20 of 156 Records' with pagination controls. Below this is a table with two columns: 'Import Date' and 'Last Updated By'. The table contains four rows, each with the date '06/04/2021' and the name 'sushi'. Below the table, there is an 'Instructions:' section with a bulleted list: 'Save file as .txt files in tab delimited format', 'File may not be larger than 5MB', 'Ensure column headers conform to Counter's standards for the report type', and 'More info: [http://www.projectcounter.org/code\\_practice.html](http://www.projectcounter.org/code_practice.html)'.

Import Date	Last Updated By
06/04/2021	sushi
06/04/2021	sushi
06/04/2021	sushi
06/04/2021	sushi

Askews and Holts  Imports Titles Statistics Logins Sushi

Delete Platform

## Statistics Management

## Platform Master Report (PR) R5

Delete All Stats

2020

**View Stats**

Aug 2020	<a href="#">delete entire month</a>
Sep 2020	<a href="#">delete entire month</a>
Oct 2020	<a href="#">delete entire month</a>

## Platform Usage (PR\_P1) R5

2020

**View Stats**

Aug 2020	<a href="#">delete entire month</a>
Sep 2020	<a href="#">delete entire month</a>
Oct 2020	<a href="#">delete entire month</a>

## Book Requests (Excluding OA\_Gold) (TR\_B1) R5

2020

**View Stats**

Aug 2020	<a href="#">delete entire month</a>
Sep 2020	<a href="#">delete entire month</a>
Oct 2020	<a href="#">delete entire month</a>



# Development

## Enhancements

- Needs development each time a new COUNTER standard is released
- Data processing
- Field for platform identifier to be added to SUSHI configuration menu

Questions?